

# Heaven and Earth Designs

## The Fairies Gifts

Chart No: HAESL518

By Michele Sayetta

Artwork by Stephanie Pui-Mun Law



Finished Design Size 400W by 318H (16WX 12 5/8 H inches on 25ct fabric)

Heaven and Earth Designs

425 9th Street SW

Willmar MN 56201

320-214-7998

[www.heavenandearthdesigns.com](http://www.heavenandearthdesigns.com)

Copyright Heaven and Earth Designs 2005

Copyright Stephanie Pui-Mun Law 2005

## Instructions

The model for The Fairies Gift is stitched over 1 on 25ct, Linen or Evenweave may be used. You may use 1 or 2 strands of floss depending on your preference.

It is recommended that you make working copies and enlarge to view detail and symbols.

We also suggest using a #28 needle when working over 1 on 25ct.





















































































This is a large project that will offer many hours of stitching pleasure.

















We thank you for purchasing this design and welcome any questions or comments that you may have.


**Pattern Name:** The Fairies Gift- Law  
**Designed By:** Michele Sayetta  
**Company:** Heaven and Earth Designs  
**Copyright:** 2005  
**Fabric:** Linen or Evenweave 25, White  
 400w X 318h Stitches  
**Size:** 25 Count, 16w X 12-5/8h in

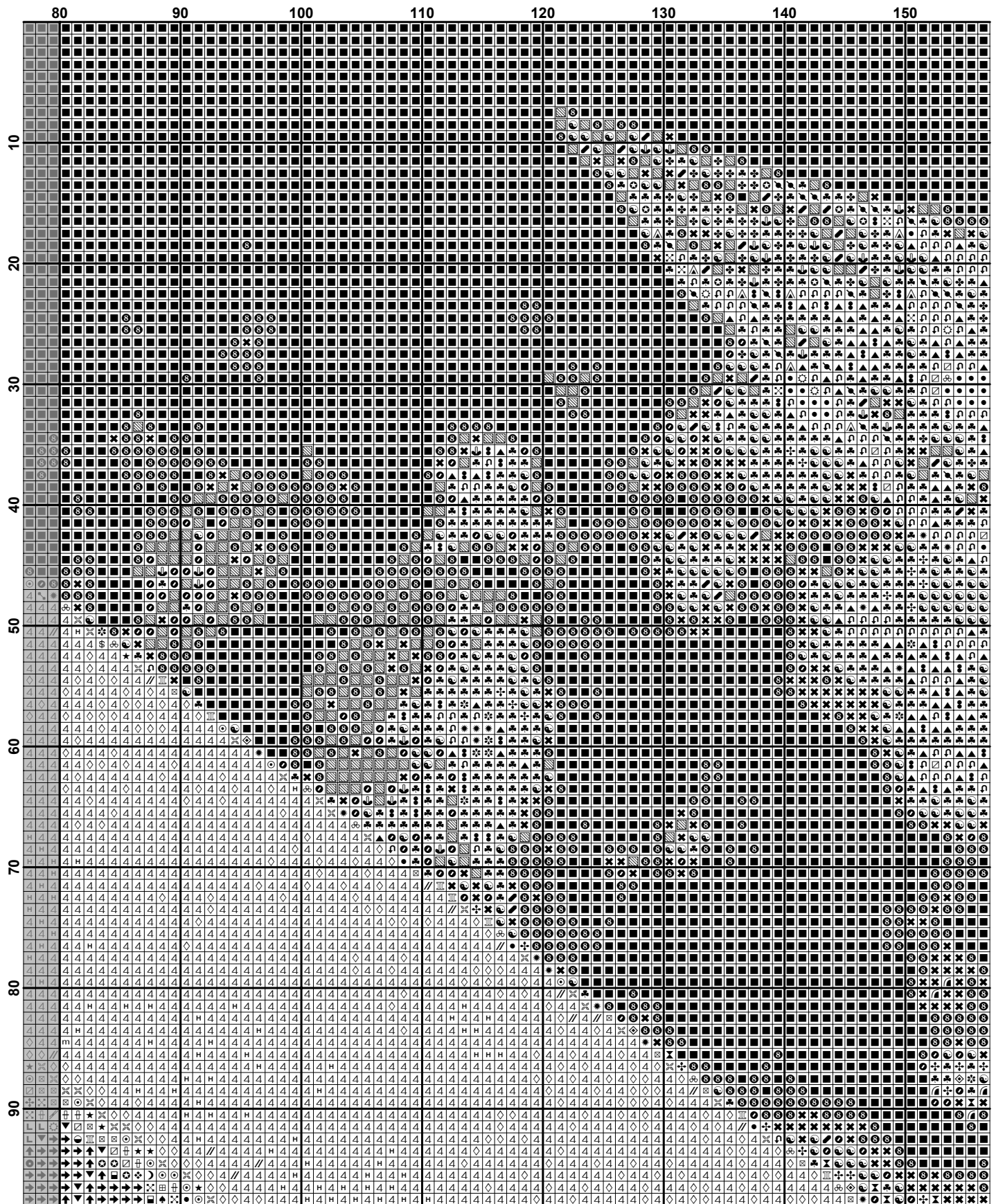
### Floss Used for Full Stitches:


Symbol	Strands	Type	Number	Color
	—	2	DMC 032	Kreinik #4
	∞	2	DMC 152	Shell Pink-MD LT
	▨	2	DMC 154	Grape-VY DK
	↕	2	DMC 156	Blue Violet-MD LT
	←	2	DMC 158	Cornflower Blue-MD VY DK
	⊗	2	DMC 160	Gray Blue-MD
	⊕	2	DMC 161	Gray Blue
	#	2	DMC 168	Pewter-VY LT
	田	2	DMC 169	Pewter-LT
	«	2	DMC 225	Shell Pink-UL VY LT
	↗	2	DMC 300	Mahogany-VY DK
	■	2	DMC 310	Black
	⋮	2	DMC 315	Antique Mauve-VY DK
	▲	2	DMC 317	Pewter Gray
	↖	2	DMC 318	Steel Gray-LT
	@	2	DMC 320	Pistachio Green-MD
	♥	2	DMC 336	Navy Blue
	⊕	2	DMC 355	Terra Cotta-DK
	⊗	2	DMC 367	Pistachio Green-DK
	*	2	DMC 371	Mustard
	⊙	2	DMC 372	Mustard-LT
	⊗	2	DMC 413	Pewter Gray-DK
	⊕	2	DMC 414	Steel Gray-DK
	∩	2	DMC 415	Pearl Gray
	⊗	2	DMC 471	Avocado Green-VY LT
	⊙	2	DMC 500	Blue Green-VY DK
	◐	2	DMC 520	Fern Green-DK
	↗	2	DMC 524	Fern Green-VY LT
	↘	2	DMC 535	Ash Gray-VY LT
	⬇	2	DMC 550	Violet-VY DK
	◐	2	DMC 562	Jade-MD
	⊗	2	DMC 612	Drab Brown-LT

Symbol	Strands	Type	Number	Color
		2	DMC 640	Beige Gray-VYDK
		2	DMC 645	Beaver Gray-VYDK
		2	DMC 647	Beaver Gray-MD
		2	DMC 648	Beaver Gray-LT
		2	DMC 738	Tan-VYLT
		2	DMC 758	Terra Cotta-VYLT
		2	DMC 762	Pearl Gray-VYLT
		2	DMC 777	Raspberry-VYDK
		2	DMC 778	Antique Mauve-VYLT
		2	DMC 779	Cocoa-DK
		2	DMC 819	Baby Pink-LT
		2	DMC 823	Navy Blue-DK
		2	DMC 829	Golden Olive-VYDK
		2	DMC 831	Golden Olive-MD
		2	DMC 838	Beige Brown-VYDK
		2	DMC 840	Beige Brown-MD
		2	DMC 842	Beige Brown-VYLT
		2	DMC 869	Hazelnut Brown-VYDK
		2	DMC 890	Pistachio Green-ULDK
		2	DMC 895	Hunter Green-VYDK
		2	DMC 902	Garnet-VYDK
		2	DMC 913	Nile Green-MD
		2	DMC 918	Red Copper-DK
		2	DMC 924	Gray Green-VYDK
		2	DMC 927	Gray Green-LT
		2	DMC 930	Antique Blue-DK
		2	DMC 932	Antique Blue-LT
		2	DMC 936	Avocado Green-VYDK
		2	DMC 938	Coffee Brown-ULDK
		2	DMC 939	Navy Blue-VYDK
		2	DMC 945	Tawny
		2	DMC 951	Tawny-LT
		2	DMC 3024	Brown Gray-VYLT
		2	DMC 3031	Mocha Brown-VYDK
		2	DMC 3033	Mocha Brown-VYLT
		2	DMC 3064	Desert Sand
		2	DMC 3072	Beaver Gray-VYLT
		2	DMC 3363	Pine Green-MD
		2	DMC 3364	Pine Green
		2	DMC 3371	Black Brown
		2	DMC 3721	Shell Pink-DK
		2	DMC 3722	Shell Pink-MD


Symbol	Strands	Type	Number	Color
 III	2	DMC	3743	Antique Violet-VY LT
 ▼	2	DMC	3768	Gray Green-DK
 /	2	DMC	3770	Tawny-VY LT
 ✦	2	DMC	3781	Mocha Brown-DK
 ↘	2	DMC	3782	Mocha Brown-LT
 ▲	2	DMC	3787	Brown Gray-DK
 ♣	2	DMC	3799	Pewter Gray-VY DK
 ✎	2	DMC	3807	Cornflower Blue
 ♠	2	DMC	3815	Celadon Green-DK
 ♦♦	2	DMC	3816	Celadon Green-MD
 ✽	2	DMC	3858	Rosewood-MD
 ♡	2	DMC	3860	Cocoa
 ●	2	DMC	3861	Cocoa-LT
 ✱	2	DMC	3862	Mocha Beige-DK
 ⌘	2	DMC	3863	Mocha Beige-MD
 ✧	2	DMC	3864	Mocha Beige-LT












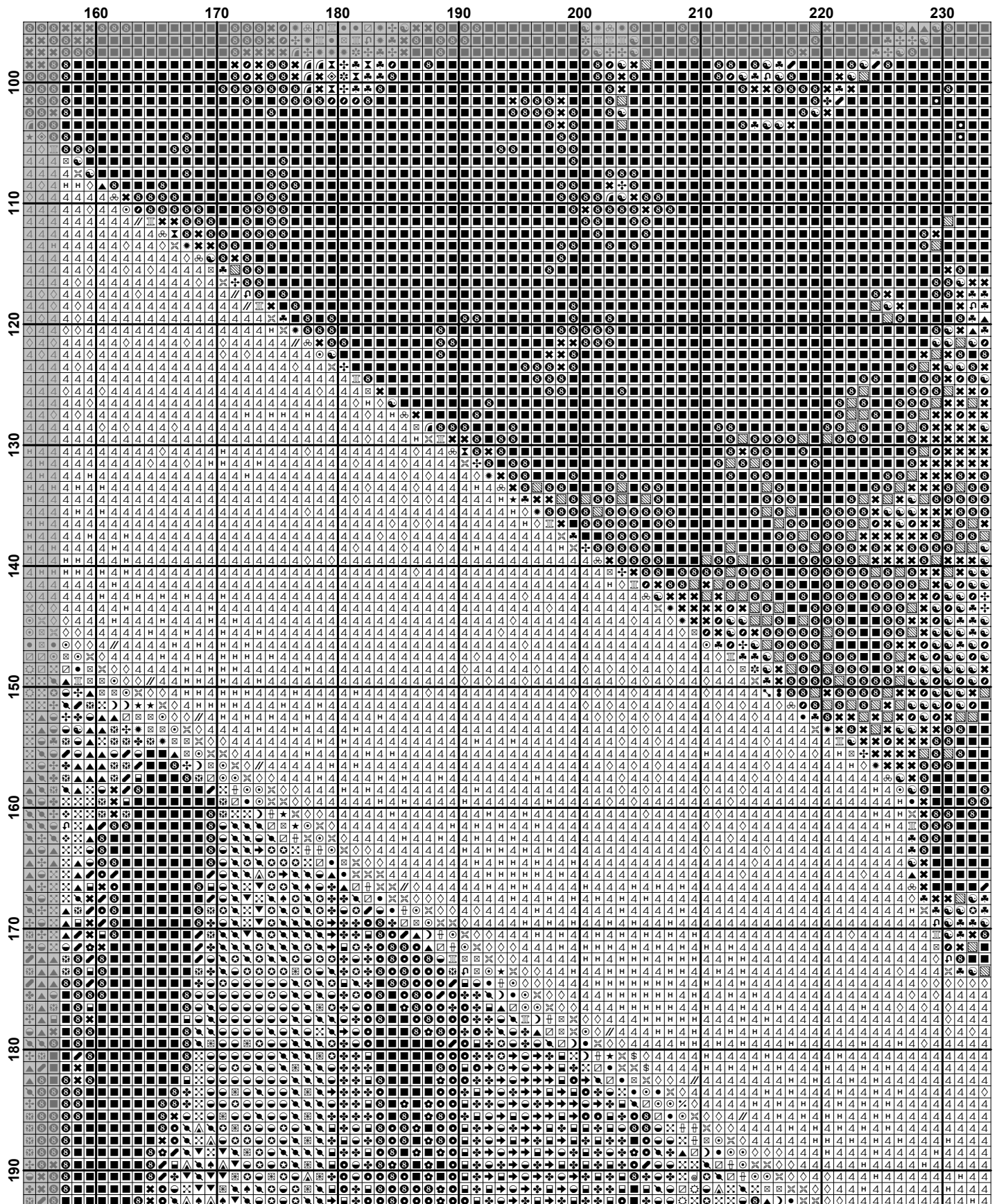










	80	90	100	110	120	130	140	150
100	+	+	+	+	+	+	+	+
110	+	+	+	+	+	+	+	+
120	+	+	+	+	+	+	+	+
130	+	+	+	+	+	+	+	+
140	+	+	+	+	+	+	+	+
150	+	+	+	+	+	+	+	+
160	+	+	+	+	+	+	+	+
170	+	+	+	+	+	+	+	+
180	+	+	+	+	+	+	+	+
190	+	+	+	+	+	+	+	+














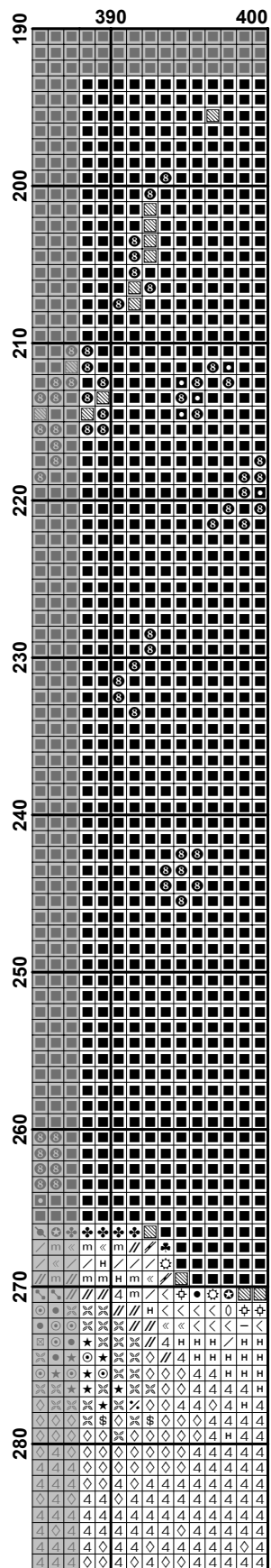
	10	20	30	40	50	60	70	80
190								
191								
192								
193								
194								
195								
196								
197								
198								
199								
200								
201								
202								
203								
204								
205								
206								
207								
208								
209								
210								
211								
212								
213								
214								
215								
216								
217								
218								
219								
220								
221								
222								
223								
224								
225								
226								
227								
228								
229								
230								
231								
232								
233								
234								
235								
236								
237								
238								
239								
240								
241								
242								
243								
244								
245								
246								
247								
248								
249								
250								
251								
252								
253								
254								
255								
256								
257								
258								
259								
260								
261								
262								
263								
264								
265								
266								
267								
268								
269								
270								
271								
272								
273								
274								
275								
276								
277								
278								
279								
280								

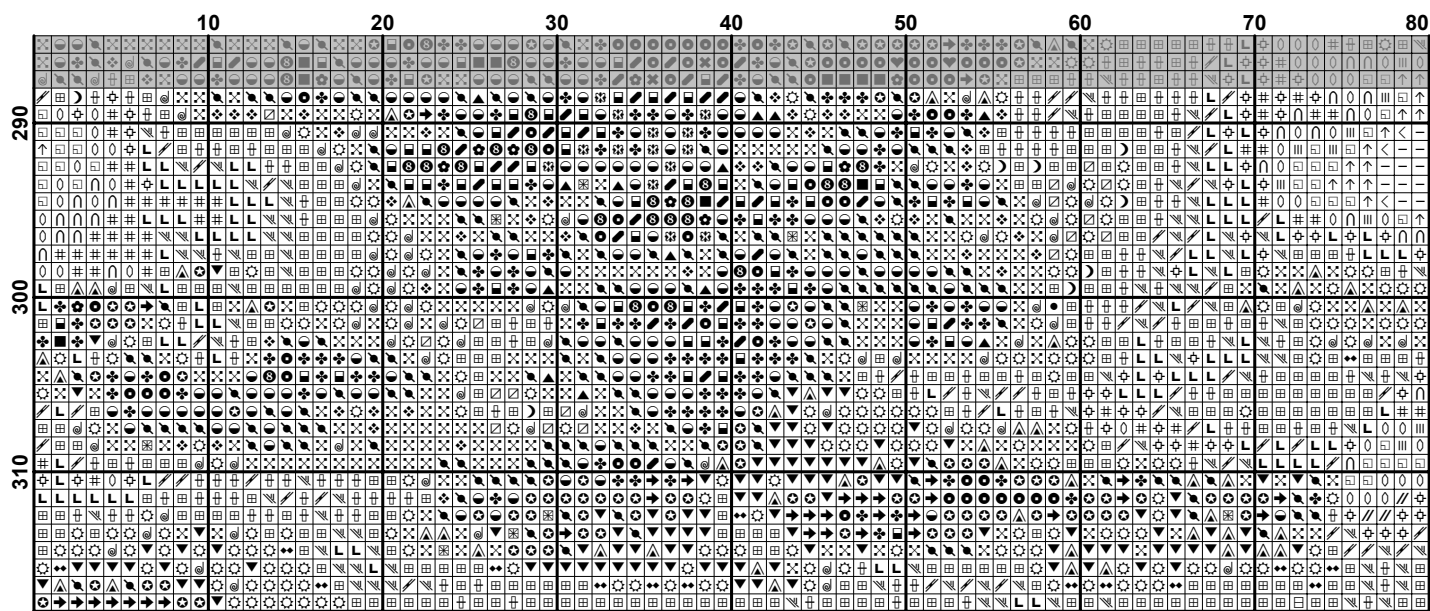
	80	90	100	110	120	130	140	150
190								
200								
210								
220								
230								
240								
250								
260								
270								
280								





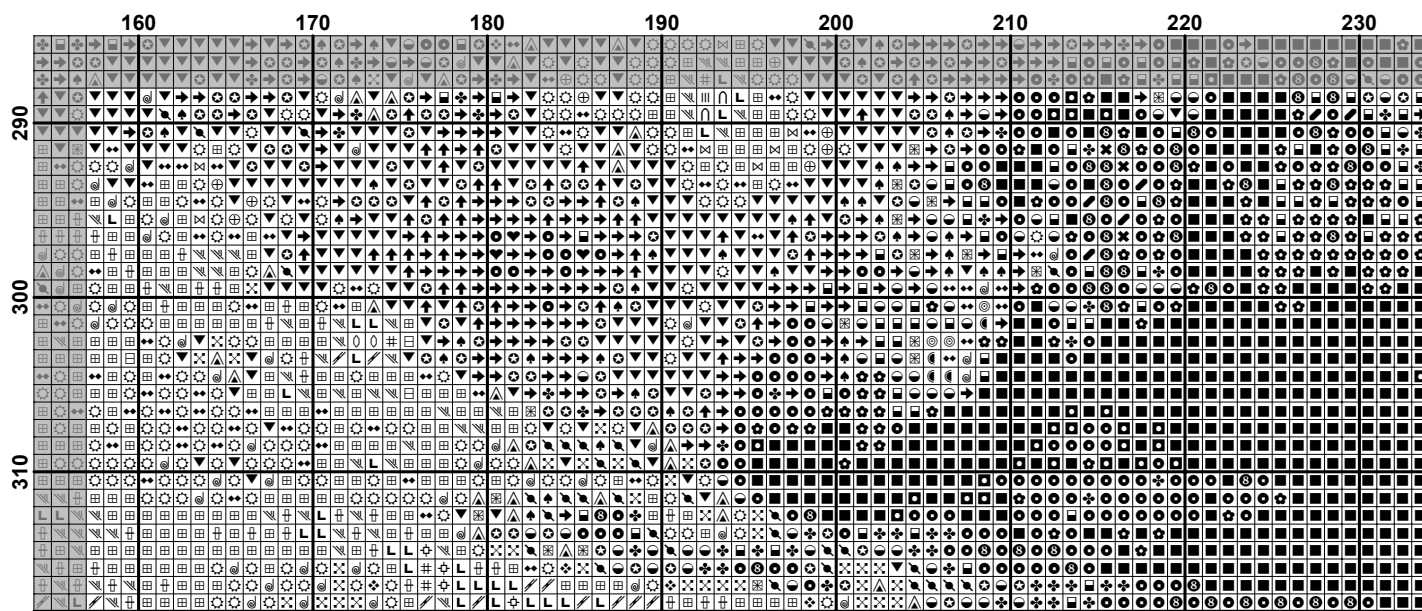









	80	90	100	110	120	130	140	150
290								
300								
310								





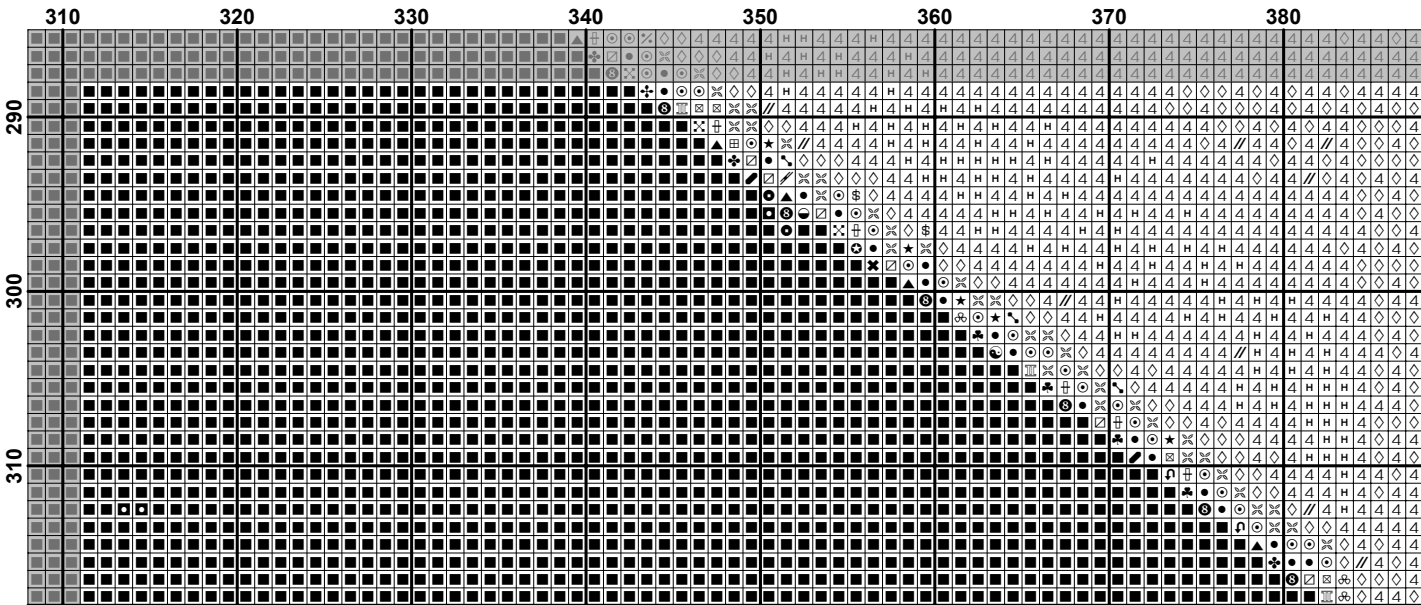


Figure 1 shows a 3D visualization of the 2D grid from Figure 0. The grid is a 10x10 matrix of cells, each containing a number from 0 to 4. The cells are arranged in a 3D-like structure with a grid of lines. The numbers are distributed across the grid, with some cells being shaded gray and others white. The grid is labeled with '390' and '400' at the top, and '290', '300', and '310' on the left side.